

We hope to have demonstrated in these pages that the LS Series offers an entirely new and exciting driving experience. But there's only one way to really feel its pure driving pleasure - and that's to get behind the wheel and try it for yourself. Visit your nearest Lexus Centre to arrange a test drive.

For more information and the location of your nearest Lexus Centre, please visit our website at www.lexus.co.uk or call 0845 129 5484.

Toyota (GB) PLC
Lexus Division

Tel: 0845 129 5484
info@lexus.co.uk

END-OF-LIFE VEHICLES

Taking care of the environment is a priority for Lexus. We are working to ensure that during the life cycle of our vehicles - from design, production, distribution, sales and service to end-of-life - their environmental impact is minimised. For more detailed information on environmental performance please visit www.lexus.co.uk

Please note while every effort is made to reproduce accurate information, we reserve the right to change specifications, equipment and availability without prior notice. The brochure cannot be regarded as infallible (the car shown is left-hand drive) and as such does not constitute an offer for sale of the particular car shown. Information in this brochure was correct at time of going to press.



The Lexus logo, consisting of a stylized 'L' inside an oval, followed by the word 'LEXUS' in a bold, sans-serif font.

THE LEXUS LS SERIES



THE PURSUIT OF PERFECTION

'We decided that the LS must be a creative departure from the traditional norm. We were aiming for a vehicle that is remarkably advanced yet which also has strong appeal at a sensory and emotional level.' - MORITAKA YOSHIDA, CHIEF ENGINEER

Our aim at Lexus is to provide our customers with world-class vehicles and world-class customer service, and we are deeply committed to finding better ways of achieving this. We use technology and insight to innovate, to refine and to push boundaries. We also strive to perfect our relationship with our customers, constantly seeking a deeper understanding of their needs.



INTRODUCING THE LS SERIES

The Lexus LS Series redefines the luxury saloon, achieving revolutionary advances in performance, driving dynamics and safety. By fusing the most advanced technology and master craftsmanship with design artistry, the LS creates an unrivalled driving experience.

As the most emotive expression to date of our distinctive L-finesse design language, the LS is elegant yet intriguing, bold yet understated. And beneath the appealing exterior there is an equally impressive world of engineering breakthroughs, beginning with a smooth yet commanding V8 engine and the powerful Lexus Hybrid Drive system.

Superior ride quality has always been a hallmark of Lexus vehicles, and in the LS we take another step forward. A new multi-link air suspension system, networked with intelligent vehicle dynamics and Variable Gear Ratio Steering, creates a ride that is agile yet refined.

The LS Series comprises the LS 600h, the long wheelbase LS 600h L and the LS 460, LS 460 SE and LS 460 SE-L. The LS 460 is also now available with the option of permanent All-Wheel Drive technology.

LS 600h: LEXUS HYBRID DRIVE

The LS 600h was the first vehicle in the world to feature a V8 petrol hybrid drivetrain. Lexus Hybrid Drive, the result of 15 years of research and development, gives the flagship LS 600h an unparalleled balance of performance and environmental efficiency. Lexus Hybrid Drive enables the LS 600h to draw power from both the petrol engine and an electric motor, and seamlessly orchestrates the power resources on your behalf. The result is a world-leading blend of performance, efficiency and hushed refinement.

Management of the power sources is smoothly integrated: when you require power, the petrol engine and electric motor combine forces to deliver it. At other times - when you're cruising or braking, for example - the electric battery is charged by the kinetic energy that in other vehicles would be wasted as heat. Often, while you are driving at higher speeds with the V8 petrol engine providing most of the power, the battery will also be charging. At low speeds - in city traffic, for example - power may come solely from the electric motor. It's almost silent and completely emissions-free.



LS 600h: HYBRID PERFORMANCE

Seamlessly combining a new 5.0-litre V8 petrol engine with a high-output electric motor and an advanced compact battery, Lexus Hybrid Drive provides the LS 600h with a maximum combined power output of 445 DIN hp.

The result is inspired performance. Accelerate firmly and you'll experience astonishing linear power, capable of achieving 0-62mph in 6.3 seconds. This is the kind of power you would expect of a larger engine, yet the LS 600h delivers the economy and emissions of a 3-cylinder engine. To transfer such immense power with impeccably refined smoothness, the vehicle features permanent all-wheel drive.

Equally remarkable is the sophistication with which power is delivered to all four wheels. Acceleration is extraordinarily smooth, with none of the jumps between gears of a conventional transmission. And, as your ears will confirm, the quietness of the cabin is unparalleled.

Performance

System power:
445 DIN hp (327 kW)

Acceleration: 0-62mph
(0-100 km/h) in 6.3 sec

4th gear: 155mph (250 km/h)
(limited)

Combined fuel consumption:
11.1/17.0 km/l

CO₂ emissions:
219 g/km

LS 600h: HYBRID TECHNOLOGY

The LS 600h combines a 5.0-litre V8 petrol engine with a high-output electric motor, advanced compact battery, hybrid transmission and intelligent Power Control Unit

5.0-LITRE V8 PETROL ENGINE

The 5.0-litre, all-aluminium V8 engine is the finest expression to date of Lexus precision engineering skills and the talents of our master craftspeople. The painstaking development of high-rigidity components, the optimum balance of all moving parts, the minimisation of friction and unprecedented precision of assembly all contribute to the remarkable refinement and quiet of the LS 600h. This highly responsive unit delivers optimum efficiency at all engine speeds.

POWER CONTROL UNIT (PCU)

The PCU is the brain of the Lexus Hybrid Drive system. No larger than a normal car battery, it seamlessly allocates the power resources to deliver optimum efficiency at all times. The PCU ensures you get all the power you could need, when you need it. At other times, it ensures that electricity is stored for later use.

HIGH-PERFORMANCE ELECTRIC MOTOR

The compact design and light weight of the water-cooled synchronous motor, together with advances in its electro-mechanical operation, result in very smooth, quiet operation. Running on 650V, the electric motor delivers up to 224 DIN hp (165kW) of power and 300Nm of instant torque.

ADVANCED COMPACT BATTERY

This is where the electric power generated by Lexus Hybrid Drive is stored until it's required. Installed behind the rear seat, the nickel-metal hydride (Ni-MH) Advanced Compact Battery delivers high power output in relation to its light weight. Built for longevity, it does not require recharging from an outside power source.

HYBRID TRANSMISSION

The Lexus Hybrid Drive system's electric motor, generator, power-split planetary gear mechanism and motor-speed reduction gearing are housed in a lightweight transmission casing, no bigger than an automatic gearbox.

ELECTRO MULTI VISION DISPLAY

The Electro Multi Vision (EMV) VGA display gives a real-time overview of the electric motor data, battery levels, energy flow and overall Lexus Hybrid Drive efficiency. It's a discreet and fascinating reminder of your vehicle's highly intelligent technology.





LS 460: POWER AND REFINEMENT

The LS 460 is the LS for those who prefer a luxury saloon with a more conventional – yet highly advanced – petrol powertrain.

This vehicle's commanding yet smooth V8 is the most technologically advanced internal combustion engine ever designed by Lexus engineers (in adapted form it's also found in the LS 600h). The engine is partnered with an 8-speed automatic transmission and intelligent air suspension to produce a drive of outstanding refinement and sophistication.

In the quiet and elegant interior of the LS 460 you'll find many advanced features that provide the highest levels of comfort and convenience. And while these anticipate your every wish, revolutionary new safety systems can also anticipate danger and respond accordingly.

LS 460 Performance

- V8 power: 381 DIN hp (280kW) at 6,400rpm
- Acceleration: 0-62mph (0-100km/h) in 5.7 seconds
- Max. speed: 155mph (250km/h), electronically limited
- Combined fuel consumption: 25.4mpg (11.1 l/100km)
- Combined CO₂ emissions: 261g/km

LS 460 AWD Performance

- V8 power: 367 DIN hp (270kW) at 6,400rpm
- Acceleration: 0-62mph (0-100km/h) in 6.3 seconds
- Max. speed: 155mph (250km/h), electronically limited
- Combined fuel consumption: 24.4mpg (11.6 l/100km)
- Combined CO₂ emissions: 274g/km



DRIVING DYNAMICS

The LS provides a smooth, safe and rewarding drive thanks to a host of advanced drive technologies that both enhance driving pleasure and offer extra traction for difficult road conditions.

PERMANENT ALL-WHEEL DRIVE

To transfer power with a smoothness befitting the Lexus flagship, advanced permanent All-Wheel Drive (AWD) is fitted as standard on the LS 600h and available as an option with the LS 460. The AWD system features three differentials and propeller shafts coupled directly to the hybrid or 8-speed transmission. In normal conditions the system distributes 40 per cent of drive power to the front wheels and 60 per cent to the rear. This gives the vehicle the hallmark rear-wheel drive characteristics of a dynamic luxury saloon. However, if needed, the system can instantly change power allocation to deliver traction where it's needed most.

ADAPTIVE STEERING AND SUSPENSION

All LS models react instantaneously to changing driving conditions. On winding country roads, the intelligent suspension will adjust the damping characteristics of each wheel to ensure a comfortable ride, while at higher speeds the vehicle will lower itself to improve aerodynamics. A host of advanced electronic systems work in seamless partnership to provide a safe, comfortable and engaging ride. These include VGRS, multi-link front and rear suspension and AVS.

VEHICLE DYNAMICS INTEGRATED MANAGEMENT

In many conventional vehicles, the stability and control systems act independently. At Lexus, we realised that if we could make them work together, we could take safety and driving pleasure to new levels of sophistication. The result is Vehicle Dynamics Integrated Management (VDIM) - joined-up thinking, Lexus style. As well as ensuring engaging and rewarding driving dynamics, VDIM can even anticipate difficult situations and make corrections before they get out of hand.

SEAMLESS POWER

V8 REFINEMENT


The LS 460 is powered by a 4.6-litre V8 petrol engine that combines deep reserves of power with ultra-smooth running. Featuring numerous engineering advances unique to Lexus, it sets a new standard for V8 engines in luxury vehicles.

The starting point was an engine that is strong, light, smooth and compact. Two new breakthrough technologies - D-4S and VVT-iE - were then incorporated to increase torque, responsiveness and overall efficiency.

You will find that this engine is exceptionally smooth, not just because it is well designed but because it is exceptionally well built. Each V8 crankshaft is tested for spinning uniformity before assembly and polished by hand to improve running smoothness. On completion, a Lexus master craftsman uses a stethoscope to check the engine for running tone.

THE WORLD'S FIRST 8-SPEED TRANSMISSION

For the LS 460 we chose to develop the world's first 8-speed automatic transmission. Increasing the number of gears to eight has allowed us to achieve the best of both worlds - fast acceleration and good fuel economy - in a unit that operates with great smoothness and sophistication.



A WORLD OF LUXURY



At Lexus we believe that the world's most advanced technology can enhance comfort and deliver a feeling of hospitality that is timeless. We call this 'human-centred engineering'. Nothing illustrates this better than the LS Series.

Slip the electronic key into your pocket or bag and it will inform the vehicle when you are approaching. All you then have to do is touch a door handle or the boot release and it will unlock. Once inside, the key oversees a seamless departure. One push of a button starts the engine and you're on your way.

Lights also provide a courteous welcome. Through a carefully choreographed lighting sequence, the LS guides the driver and passengers into the vehicle, anticipating their needs every step of the way.

As you slide into the driver's seat, you cannot help but notice this is a very special luxury vehicle. Everything you touch communicates an unambiguous message of quality - from the leather covered four-spoke steering wheel to the exquisite front console. Both are stitched by machine for precision, then finished by hand and checked by a Lexus master craftsman.

ATTENTION TO DETAIL

For Lexus, true hospitality means bringing skill and ingenuity to the anticipation of your needs, seamlessly and unobtrusively



LACQUERED WOOD INLAYS

LS owners can choose from some of the world's finest veneer finishes - Ash Burr, Walnut or Birdseye Maple. All are sourced from sustainable plantations in Canada. Many coats of lacquer are used to provide an ultra-high gloss and scratch-resistant finish.



ENTERTAINMENT SCREEN

Available with both the LS 460 and the LS 600h, this retractable, ceiling-mounted, 9-inch full-colour LCD wide screen allows passengers to watch DVDs while travelling. A video socket in the centre console storage compartment allows for the connection of external video devices such as a video camera or a games console. For the comfort of other passengers, headphones are provided.



ELECTRIC SUNSHADES

For extra comfort, particularly for summer driving, there is an electrically operated rear-screen sunshade. For added privacy and comfort, there are also electric sunshades by the rear side windows. Passengers can individually control their sunshades using switches in the rear centre armrest.



LUXURY SEATS

The front seats feature comprehensive electric adjustment. For the driver there's a pre-set memory function so that once you've found your ideal position, you can keep it. Up to three configurations can be stored. Front seat adjustment includes the ability to flex the centre of the seatback and four-way lumbar support (two-way for passenger). Front seats feature a built-in air-conditioning system with fans installed in the seat back and cushion providing cool or warm air.



SMART ENTRY AND START SYSTEM

With this system, all you need to do is have the electronic key in your pocket or bag and it will inform the vehicle that you are approaching. Then just touch any door handle or the power boot release and it will unlock automatically. Once inside, press the Start button and you are ready to drive. The Lexus Card Key, an ultra-slim electronic key, can be programmed to store the preferred settings of each driver - such as steering wheel position.



FULL-LEATHER DASHBOARD

The LS 600h is a showcase for the talents of some of the world's finest craftspeople. Hand-finished leathers, beautifully grained wood, lustrous varnishes, exquisite paintwork - this is quality that is affirmed by every sense. Taking luxury one step further, the LS 600h is specified with a full-leather dashboard and upper door panels.

ADVANCED NAVIGATION

All controls in the LS Series are intuitively easy to use, feel good to the touch and respond to your commands with effortless efficiency

MULTIMEDIA AND NAVIGATION SYSTEM

The LS has one of the most advanced DVD-based Multimedia and Navigation packages available today. With maps covering all of western Europe, the system can direct you to stored destinations and points of interest, and presents the results clearly on the full-colour display.

In countries with Dynamic Route Guidance (DRG)* facilities, the Multimedia and Navigation system is constantly updated on traffic conditions and can suggest alternative routes to avoid delays.

ELECTRO MULTI-VISION (EMV) VGA DISPLAY

The EMV VGA display provides information on systems such as navigation, climate control or Lexus Hybrid Drive in the LS 600h. It also presents comprehensive travel information, including outside temperature and current fuel efficiency, on a colour LCD screen.

VOICE ACTIVATION

For your improved safety and convenience, the Multimedia and Navigation package is equipped with voice-activated control of the navigation, audio, air-conditioning and phone systems. The on-screen Help function will assist you should you need any instructions.

BLUETOOTH® CONNECTIVITY

The Bluetooth® phone** system allows you to make and receive hands-free mobile phone calls, either by operating the EMV VGA display, the steering wheel-monitor switches or through voice command. A useful extra feature of the system is that it can store all the contact numbers from a mobile phone or PDA SIM card.

PARKING ASSIST MONITOR

Parking the LS is simple with the Parking Assist Monitor. Operated through the EMV VGA display, the Parking Assist Monitor features a video camera mounted in the rear number plate that projects a full-colour view of the surroundings. When you want to reverse, the system offers on-screen guidelines to help you plot the ideal course into your parking space. With the optional Intelligent Parking Assist, the LS will even park itself.

* DRG is available in countries using the RDS radio system, where the Traffic Messaging Channel will enable the use of DRG.

**Contact your local Lexus Centre for details of phone compatibility.



PREMIUM ACOUSTICS

PREMIUM AUDIO SYSTEM

The LS 460 is fitted with a 10-speaker Premium audio system featuring an in-dash, single-slot 6-CD autochanger and FM/MW/LW RDS tuner.

MARK LEVINSON® REFERENCE SURROUND SYSTEM

Ranking among the finest in-vehicle entertainment systems in the world, the Mark Levinson® Reference Surround System is standard in the LS 600h.

Together, Lexus and Mark Levinson® spent more than 2,000 hours testing the audio system in the lab and on the road to optimise it for the LS 600h. Key to the system's stirring performance are the 19 speakers (12 of which are unique to this system), each custom-engineered to suit its specific location and the acoustic characteristics of the cabin. In conjunction with the 8-inch touch-screen display, the Mark Levinson® Reference Surround System offers owners a complete 5.1 home theatre entertainment experience.



MARK LEVINSON® SPEAKER ARCHITECTURE - 19 SPEAKERS

- 1. 2-way front system (100mm mid-range / 25mm tweeter) x 2
- 2. 2-way centre system (100mm mid-range / 25mm tweeter)
- 3. Front door 200mm woofer x 2
- 4. Rear door 25mm tweeter x 2
- 5. Rear door 100mm mid-range x 2
- 6. Rear door 160mm woofer x 2
- 7. 2-way satellite system (100mm mid-range / 25mm tweeter) x 2
- 8. 250mm subwoofer
- 9. 1 x 8" EMV touch-screen display
- 10. 1 x 9" full-colour LCD widescreen
- 11. 1 x in-dash 6-CD/DVD player
- 12. Multi-function rear armrest

INTUITIVE SAFETY TECHNOLOGY

In the LS series we have pioneered revolutionary safety systems that harness advanced technologies to anticipate dangers and help protect you from them.

As well as delivering great driving dynamics, our latest generation Vehicle Dynamics Integrated Management (VDIM) system also makes an important contribution to safety by networking the vehicle's engine, transmission, braking, suspension and steering systems to function as one cohesive unit. In fact, the VDIM control unit will even automatically change down a gear if judged necessary.

Under normal circumstances, VDIM works so seamlessly that all you will notice is a smooth, engaging drive. However, in challenging drive conditions, it really comes into its own. For example, when driving on roads where grip levels differ between the left and right wheels, VDIM will apply the Variable Gear Ratio Steering (VGRS) system and adjust the suspension using the Adaptive Variable Suspension (AVS) to equalise the situation and enhance stability. And should you ever get into a sideways skid, the system will help guide you out of danger by adjusting the steering angle and judiciously applying the brakes. VDIM intelligently manages Electronically Controlled Braking (ECB), Electronic Brakeforce Distribution (EBD), Brake Assist System (BAS), Traction Control (TRC), Vehicle Stability Control (VSC), Adaptive Variable Suspension (AVS) and Variable Gear Ratio Steering (VGRS).





ABS, EBD, ECB, BAS, TRC and VSC working together

ABS, EBD, ECB, BAS, TRC and VSC not working together

ACTIVE REASSURANCE

To enhance safety and at the same time increase driving pleasure, the LS is equipped with a comprehensive range of advanced braking, traction and lighting systems



ELECTRONICALLY CONTROLLED BRAKING (ECB)

A special electro-hydraulic braking system controls the car's large disc brakes at the front and rear. The front discs are ventilated to reduce brake fade, and all brakes are fitted with high-grip brake pads to ensure efficient and smoothly progressive high-speed braking.

INTELLIGENT-ADAPTIVE FRONT LIGHTING SYSTEM (I-AFS)

I-AFS automatically swivels the headlights by up to 15 degrees into approaching corners, revealing details that would not otherwise be visible. On the LS 460, high intensity discharge (HID) headlights use xenon technology to deliver crisp light and an excellent field of vision. At the rear, light emitting diode (LED) brake lights don't just look good, they also react faster, contributing to overall safety. The LS 600h features autolevelling LED headlights too, with pop-up cleaners.

ELECTRONIC BRAKEFORCE DISTRIBUTION (EBD)

The Anti-lock Braking System (ABS) prevents the tyres from locking up if you brake hard or encounter a slippery surface. With EBD, though, you get an even safer, more composed feel. Depending on the driving conditions, EBD works with ABS to regulate the distribution of brakeforce between the front and rear, and left and right wheels, helping to maintain stability when cornering and braking. This prevents wheel lock, thereby enhancing control and braking performance.

BRAKE ASSIST SYSTEM (BAS)

This device could make a crucial difference in difficult circumstances by improving your braking ability. In a panic situation, it's possible for a driver to apply insufficient force to the brake pedal. If this happens, the system anticipates the need for extra brakeforce and applies it. A computer recognises the situation based on information from the master cylinder pressure sensor and a pedal stroke sensor. The brake actuator then increases the wheel cylinder hydraulic pressure, and hence, stopping power.

TRACTION CONTROL (TRC)

TRC monitors and controls the amount of torque, or twisting force, at each wheel to help ensure safe and effective power delivery. If it detects that a wheel is starting to slip – on a wet or muddy surface, for instance – the system's Skid Control computer instantly determines the best way to restore traction to it. Then it automatically decreases the torque being delivered to the wheel, or in more extreme cases applies the brakes on that wheel momentarily until it regains traction. When you need to accelerate in slippery conditions, TRC is always on hand to help you do so securely.

VEHICLE STABILITY CONTROL (VSC)

VSC activates when emergency avoidance manoeuvres are required. For instance, in some circumstances, entering a corner a little too fast and applying the brakes could cause the weight of the vehicle to shift forward and the rear wheels to lose grip. With VSC, strategically placed sensors would assess what's happening – registering body movement, the angle of the steering wheel and brake pressure – and the system would then distribute the precise amount of brake pressure needed to help maintain a safe course.

360° PROTECTION

The LS Series is engineered for the highest safety performance, surpassing all worldwide crash safety requirements with the aim of achieving class-leadership protecting against full-frontal, offset, side and rear collision.

The LS features a special twin-chamber front passenger airbag which is shaped to cradle delicate areas such as the nose and mouth, while allowing the impact to be dispersed across the head and shoulders. The LS 600h is equipped with 10 airbags as standard. Front seats incorporate a Whiplash Injury Lessening design. An advanced sensor system deploys variable-force front airbags according to the severity of impact.

After the activation of any airbag, all four windows open slightly to allow pyrotechnic gases to escape.

ADVANCED SAFETY PACKAGE

The LS 600h and LS 460 SE-L are also equipped with breakthrough pre-crash technology in the form of our latest generation award-winning Advanced Safety Package (ASP). The ASP can detect a range of obstacles in front of the vehicle, including pedestrians, and incorporates several world-firsts. It gathers together the Advanced Obstacle Detection System, Driver Monitoring System, Emergency Steering Assist and Rear Pre-Crash Safety System, to calculate the risk of collision and activate a sequence of pre-crash safety measures if necessary.



The car shown is the LS 460 featuring the following 10 airbags:

1. Two-stage front airbags including a twin-chamber passenger airbag
2. Driver and front passenger knee airbags
3. Front and rear* side airbags
4. Full length side curtain airbags

* Rear side airbags are optionally available on LS 460 and LS 600h as part of the rear seat upgrade package and standard on LS 600h L.

DYNAMIC WHEELS

All vehicles in the LS Series are fitted with low-profile tyres and alloy wheels to provide maximum road grip and excellent handling. Their stylish, dynamic looks are designed to complement the profile of the LS. Precision engineering maintains a balance of low weight and powerful strength.

The LS 460 and LS 460 SE are fitted with 18-inch 9-spoke alloy wheels as standard. The LS 460 SE-L has 19-inch 5-spoke wheels, while the LS 600h features 19-inch 7-spoke alloy wheels.



19-inch alloy wheel, 7-spoke design on the LS 600h



19-inch alloy wheel, 5-spoke design on the LS 460 SE-L



18-inch alloy wheel, 9-spoke design on the LS 460 and LS 460 SE

STANDARD EQUIPMENT

Active safety and driving dynamics

ABS (Anti-lock Braking System)
 AVS (Adaptive Variable Suspension) with normal/comfort/sport modes
 BAS (Brake Assist System)
 EBD (Electronic Brakeforce Distribution)
 EBS (Emergency Brake Signal)
 ECB (Electronically Controlled Braking)
 EPB (Electronic Parking Brake)
 EPS (Electric Power Steering), speed-sensitive
 TPWS (Tyre Pressure Warning System)
 TRC (Traction Control)
 VDIM (Vehicle Dynamics Integrated Management)
 VGRS (Variable Gear Ratio Steering)
 VSC (Vehicle Stability Control) (with cut-off switch on LS 600h)

Passive safety

Driver and front passenger 2-stage airbags and knee airbags
 Airbag cut-off switch, front passenger
 Curtain shield airbags, front and rear
 TAP (Thorax Abdomen Pelvis) airbag (driver and front passenger)
 Twin-chamber airbag, front passenger
 Seatbelt pre-tensioners front and rear outer seats
 WIL (Whiplash Injury Lessening) front seats
 ISOFIX attachment, outer rear seats

Security

Anti-theft system, immobiliser, double door lock, intrusion sensor, inclination sensor and siren
 Auto door locking

Exterior

Outside rear-view mirrors: electrically adjustable, folding, heated, electro-chromatic (auto-dimming)
 Easy door and boot closer (soft-shut)
 Front foglights
 Laminated windscreen and side window glass
 LED rear lights and licence plate illumination
 Rain-sensing wipers
 UV-cut and heat-insulating tinted glass
 Water-repellent front door window glass

Audio information and communication

Touch-screen 8-inch EMV (Electro Multi-Vision) VGA display
 Bluetooth® mobile phone connectivity
 Colour TFT multi-information display in centre instrument cluster
 DVD Navigation system with DRG (Dynamic Route Guidance)
 Optitron instrumentation
 Park assist monitor
 Steering wheel-mounted controls for audio, phone and voice command
 Voice command for audio, navigation and climate control

Comfort and convenience

Cruise control
 Easy exit and entry facility
 Electronic Climate Control with automatic recirculation mode, clean air filter with pollen removal mode and separate driver/passenger controls
 Front seats, electrically adjustable and air conditioned and head rests with lumbar support and memory functions
 Illuminated entry system with puddle lamps, and power boot-closer
 Parking Assist sensors
 Rear-view mirror: electro-chromatic (auto-dimming)
 One-touch power windows front and rear and electric sunroof
 Leather upholstery and wood inserts
 Memory package

ADDITIONAL FEATURES

| | LS 460 | LS 460 SE | LS 460 SE-L | LS 460 SE-L AWD |
|---|----------|-----------|-------------|-----------------|
| 18" alloy wheels, 9-spoke design with 235/50 R18 tyres | ✓ | ✓ | | ✓ |
| 19" alloy wheels, 5-spoke design with 245/45 R19 tyres | Optional | Optional | ✓ | |
| Permanent All Wheel Drive | | | | ✓ |
| 10-speaker Premium audio system, FM/MW/LW RDS tuner, in-dash, single-slot 6-CD autochanger | ✓ | | | |
| 19-speaker Mark Levinson Reference Surround audio system, FM/MW RDS tuner with in-dash, single-slot 6-DVD autochanger | Optional | ✓ | ✓ | ✓ |
| Upholstery Upgrade Semi-aniline leather seats Alcantara® roof-lining and pillar finishing Leather door intergrated armrest | Optional | ✓ | ✓ | ✓ |
| Rear Seat Upgrade including Cool box Door armrest leather Four zone air conditioning (rear climate system upgrade, separate temperature controls left and right) Multi-function rear centre armrest Rear seats, electrically adjustable with memory Rear seats, air conditioned Rear headrests, electrically operated Rear side airbags Roof climate diffusers Sunshades, electrically operated for rear door windows | Optional | ✓ | ✓ | ✓ |
| Advanced Safety Pack PCS (Pre-crash Safety System) with ACC (Adaptive Cruise Control all speed) with: Advanced obstacle detection (radar and stereo camera) Driver Monitoring System Emergency Steering Assist Rear PCS including intelligent front headrests Lane Keep Assist Lane Departure Warning System | Optional | Optional | ✓ | ✓ |
| Rear Seat Entertainment (RSE): 9" roof-mounted VGA screen with remote control and twin headphones | Optional | ✓ | ✓ | ✓ |
| PCS (Pre-crash Safety System) with ACC (Adaptive Cruise Control) | Optional | Optional | | |
| High Intensity Discharge (HID) bi-xenon headlights with pop-up cleaners auto-levelling and Intelligent-Adaptive Front-lighting System (I-AFS) | ✓ | ✓ | ✓ | ✓ |
| Sunroof | Optional | ✓ | ✓ | ✓ |
| Park Assist Sensors | ✓ | ✓ | ✓ | ✓ |
| Intelligent Park Assist | Optional | Optional | ✓ | ✓ |
| Electric boot closer | Optional | ✓ | ✓ | ✓ |
| Smart Card Entry | Optional | Optional | ✓ | ✓ |
| Heated wooden steering wheel | Optional | Optional | Optional | ✓ |

| | |
|----------|--------------------------------------|
| ✓ | Standard specification |
| Optional | Available as a build to order option |

Note:

- Rear Seat Entertainment must be ordered with Rear Seat Upgrade Pack
ML Audio
- Intelligent Park Assist must be ordered with Park Assist Sensors
- All Wheel Drive (AWD) must be ordered with 18" wheels (19" not available)
Heated wooden steering wheels

| | LS 600h SWB | LS 600h L | LS 600h L |
|--|-------------|-----------|-----------|
| Standard wheelbase | ✓ | | |
| Long wheelbase | | ✓ | ✓ |
| 19" alloy wheels, 7-spoke design with 245/45 R19 tyres | ✓ | ✓ | ✓ |
| LED (Light Emitting Diode) headlights with pop-up cleaners, auto-levelling and Intelligent-Adaptive Front-lighting System (I-AFS) | ✓ | ✓ | ✓ |
| 19-speaker Mark Levinson Reference Surround audio system, FM/MW RDS tuner with in-dash, single-slot 6-DVD autochanger | ✓ | ✓ | ✓ |
| Upholstery Upgrade Semi-aniline leather seats Alcantara® roof-lining and pillar finishing Leather door intergrated armrest Leather dashboard and upper door panels | ✓ | ✓ | ✓ |
| Rear Seat Upgrade including Coolbox Door armrest leather Four zone air conditioning (rear climate system upgrade, separate temperature controls left and right) Multi-function rear centre armrest Rear seats, electrically adjustable with memory Rear seats, air conditioned Rear headrests, electrically operated Rear side airbags Roof climate diffusers Sunshades, electrically operated for rear door windows | ✓ | ✓ | ✓ |
| Advanced Safety Pack PCS (Pre-crash Safety System) with ACC (Adaptive Cruise Control all speed) with: Advanced obstacle detection (radar and stereo camera) Driver Monitoring System Emergency Steering Assist Rear PCS including intelligent front headrests | ✓ | ✓ | ✓ |
| Rear Seat Relaxation Package Left rear seat with footrest, electrically reclining Body temperature sensing climate control (via infra-red sensor) Front seat passenger headrest electrically folding Remote control Rear Seat Relaxation System (massage functions) Seat cushion airbag Fixed rear centre console, with wood inlays Coolbox Table with wood inlay, adjusts and retracts Rear Seat Entertainment with additional independent rear DVD Player | | | ✓ |
| Rear Seat Entertainment (RSE): 9" roof-mounted VGA screen with remote control and twin headphones | ✓ | ✓ | ✓ |
| Sunroof | ✓ | ✓ | ✓ |
| Park Assist Sensors | ✓ | ✓ | ✓ |
| Intelligent Park Assist | ✓ | ✓ | ✓ |
| Electric boot closer | ✓ | ✓ | ✓ |
| Smart Card Entry | ✓ | ✓ | ✓ |

SPECIFICATIONS

| Engine | LS 460 | LS460 AWD | LS 600h |
|---|---|--------------------|-------------------------------------|
| Cylinders/Valves | V8/32 | V8/32 | V8/32 |
| Capacity (cm ³) | 4,608 | 4,608 | 4,969 |
| Engine type | D-4S, V8, DOHC | D-4S, V8, DOHC | D-4S, V8, DOHC |
| Max. speed (kW/DIN hp@rpm) | 280/381@6,400 | 270/367@6,400 | 290/394@6,400 |
| Max. torque (Nm@rpm) | 493@4,100 | 469@4,100 | 520@4,000 |
| System output (kW/bhp) | | | 327/445 |
| Transmission | | | |
| Driven wheels | Rear-wheel drive | All-Wheel Drive | All-Wheel Drive |
| | 8-speed auto with sequential shift mode on both LS 460 grades | | E-CVT with 8-speed braking override |
| Performance | | | |
| Max. speed mph (km/h) | 155 (250) elec.ltd | 155 (250) elec.ltd | 155 (250) elec. ltd. |
| 0-62 mph (s) | 5.7 | 6.3 | 6.3 |
| Fuel consumption (according to 93/116/EEC) | | | |
| Urban mpg (l/100 km) | 17.1 (16.5) | 16.4 (17.2) | 25.0 (11.3) |
| Extra urban mpg (l/100 km) | 35.8 (7.9) | 33.6 (8.4) | 35.3 (8.0) |
| Combined mpg (l/100 km) | 25.4 (11.1) | 24.4 (11.6) | 30.4 (9.3) |
| CO ₂ emissions (g/km) | 261 | 274 | 219 |
| BIK tax band (08/09) | 35% | 35% | 28% |
| Brakes | | | |
| Front | Ventilated disc | Ventilated disc | Ventilated disc |
| Rear | Ventilated disc | Ventilated disc | Ventilated disc |
| Steering | | | |
| Minimum turning radius tyre (m) | 5.4 | 5.4 | 5.7 (LS 600h L 59) |
| Suspension | | | |
| Front | Multi-link | Multi-link | Multi-link |
| Rear | Multi-link | Multi-link | Multi-link |
| Dimensions | | | |
| Length (mm) (LS 600h L) | 5,030 | 5,030 | 5,030 (5,150) |
| Width (mm) | 1,875 | 1,875 | 1,875 |
| Height (mm) | 1,465 | 1,465 | 1,480 |
| Wheelbase (mm) (LS 600h L) | 2,970 | 2,970 | 2,970 (3,090) |
| Luggage compartment (l) | 420 - 505 | 420-505 | 330 |
| Fuel tank (l) | 84 | 84 | 84 |
| Weights | | | |
| Kerb weight (min-max.) (kg) | 1,945-2,055 | 2,085-2,200 | 2,270-2,430 |
| Gross weight (min-max.) (kg) | 2,495 | 2,640 | 2,730-2,750 |

LEXUS ACCESSORIES

Add your choice of Lexus accessories to imbue your LS 600h with a unique spirit of individuality.

A. BLUETOOTH® COMPLEMENTARY KIT

The system cradle not only keeps your Bluetooth® phone* secure but also recharges it as you drive. Reception is enhanced by a discreet external antenna, which also helps minimise the effects of electromagnetic interference. Importantly you can use the cradle and phone* in any other car fitted with the same system. Similarly, if you change your phone, all you need do is change the cradle and not the whole kit.

B. HOMELINK®

With HomeLink® you can operate up to three home automated systems without leaving the comfort of your car. For instance, HomeLink® can activate systems for opening and shutting garage doors, or turning garden security and lighting on and off. Programming is very easy and, with the system's permanently mounted in-car control unit, you will never have to hunt for a loose remote control again.

C. IPOD INTEGRATION KIT

Your iPod can be plugged into a connection in the glovebox, safely out of sight, and can be operated and listened to via the audio system.

D. BLACK TEXTILE FLOOR MATS

Lexus velour textile floor mats are tailored to fit and have a special non-slip floor fixation. The set includes two mats for the front and two for the rear. Also available in grey, white and beige.

E. BOOT LINER

The Lexus waterproof boot liner offers maximum protection for your boot carpet. Umbrellas, outdoor clothing, riding gear, even a wetsuit can be accommodated without risk.

F. VERTICAL CARGO NET


The Lexus vertical cargo net clips neatly onto pre-fitted hooks in the boot and is ideal for securing smaller possessions.

G. HORIZONTAL CARGO NET

Luggage sliding around the boot is an unwelcome distraction in a vehicle as smooth and quiet as the LS 600h. The Lexus horizontal cargo net will hold your bags and cases firmly in place.

H. CLEAR BUMPER PROTECTION FILM

Ideal for protecting rear bumper paintwork against scratching when loading or unloading the boot. The protection film is transparent, self-adhesive and custom shaped.



PACKAGE OPTIONS

REAR SEAT RELAXATION PACKAGE (LS 600h L only)

Only available in the flagship LS 600h L model due to the additional interior space it requires, the Rear Seat Relaxation Package provides the ultimate in rear seat luxury.

Left rear seat with footrest, electrically reclining*

- body temperature-sensing climate control (via infrared sensor)
- front seat passenger headrest, electrically folding
- remote control Rear Seat Relaxation System (massage functions)
- seat cushion airbag

Fixed rear centre console with wood inlays**

- cool box
- table with wood inlay, adjusts and retracts

Rear seat entertainment

- drop-down monitor mounted in the roof lining
- 9-inch colour widescreen monitor
- additional independent rear DVD player and remote control

* When fully reclined with footrest extended, the front passenger seat cannot be used.
** Seating capacity is reduced to four.



A. Reclining seat with footrest
B. Cool box
C. Rear console controls
D. Remote controls
E. Adjustable table
F. Drop-down monitor

REAR SEAT UPGRADE PACKAGE (LS 460)

The Rear Seat Upgrade packages provide the highest levels of comfort and refinement. Rear seats are air conditioned and electrically adjustable with memory.

In addition there is four-zone air conditioning, with separate rear climate zones.

Rear seats (left and right)

- electrically adjustable with memory
- air conditioned
- rear headrests, electrically adjustable
- rear side airbags

Four-zone air conditioning

- rear climate system upgrade
- separate temperature controls, left and right
- roof-lining mounted climate diffusers
- sunshades, electrically operated for rear door windows
- cool box

Multi-function rear centre armrest

- controls for climate, audio, seats and sunshade operation



A. Rear climate zones
B. Electric sunshade
C. Convenient controls
D. 9-inch widescreen



INTERIOR UPGRADE PACKAGES

For LS 600h and LS 600h L models you can also have the dashboard and upper door panels upholstered in leather as an addition to the Interior Upgrade package.

- semi-aniline leather seats
- leather door integrated armrest
- Alcantara® roof-lining
- Alcantara® pillar-finishing

A. Semi-aniline leather
B. Alcantara®
C. Leather upper door panels*

REAR SEAT UPGRADE AND REAR SEAT ENTERTAINMENT PACKAGE

As above, but additionally with:

Rear Seat Entertainment

- roof-lining mounted drop-down monitor
- 9-inch colour widescreen monitor
- remote control

LEXUS COLLECTION

THE LEXUS COLLECTION

The fundamental guiding principle for Lexus is the pursuit of perfection. We create luxury vehicles of refinement and style, combined with innovation, technological excellence and reliability.

These are qualities we believe you look for, not only in your vehicle, but in other areas of your life too. Which is why we've applied the same exacting standards to the Lexus Collection, a range of clothing, luxury gifts, golfing and travel accessories that speak volumes about quality, without having to shout about it.

Every item in the Lexus Collection is a statement in style. Discreet. Well made. Expertly finished. Above all, desirable. In fact, everything you've come to expect from Lexus. The Collection is continually being refreshed. Please contact your Lexus Centre for details of availability.

HOW TO ORDER

The Lexus Collection is available from your local Lexus Centre.

- A. LEXU0095
Men's 5-in-1 Stormtech jacket, S-XXL
LEXU0096
Also available in ladies' fit S, M, L
- B. LEXU0121
Italian part-leather laptop bag with multiple compartments and removable shoulder strap
- C. LEXU0143
The Momentum Watch, self-powering
- D. LEXU0020
Trevor the cuddly teddy bear
- E. LEXU0134
Exclusive Lexus polished metal cufflinks, in gift box
- F. LEXU057
Cross ATX black rollerball pen



OWNING A LEXUS

We want to ensure that you enjoy driving your Lexus anywhere in Europe with complete peace of mind. This is why we provide you with Lexus Roadside Assistance, provided by the RAC, 24 hours a day, 365 days a year in both the UK and Europe*. Your membership gives you personal cover. That means you are entitled to the full range of RAC benefits and services as the driver or passenger of any vehicle, not just while driving your Lexus. Your partner is also eligible for the same cover provided you both reside at the same address. To make use of this added bonus, please register your partner with Lexus Roadside Assistance on 0800 169 0393.

* Lexus Roadside Assistance is provided for the first three years of owning the car.

THREE-YEAR COMPREHENSIVE WARRANTY

Any defect that is attributable to a manufacturing or assembly defect under normal use is covered by your warranty. This provision applies for a period of three years or 60,000 miles, whichever comes first, with no mileage limit for the first year. In the event of a breakdown immobilising your Lexus, the cost of recovering it to the nearest Lexus Centre is also covered if that breakdown is the result of a warrantable defect.

THREE-YEAR SURFACE RUST AND PAINTWORK WARRANTY

The warranty offers three years of cover for surface rust and paint defects appearing on any of the painted body panels due to a fault in material or workmanship. There is no mileage restriction on this.

FIVE-YEAR HYBRID COMPONENT WARRANTY

For hybrid models, certain components within the hybrid drivetrain system have a five-year or 60,000 miles warranty, whichever comes first.

12-YEAR CORROSION PERFORMANCE WARRANTY

A 12-year unlimited mileage warranty covers the vehicle against rust perforation through any sheet metal body panel (subject to certain exclusions specified in the warranty booklet) occurring as a result of a manufacturing or assembly defect in the vehicle. The warranty booklet supplied with each new vehicle gives full details. This warranty is also transferable to subsequent owners.

ACCESSORIES

Please consult your local Lexus Centre for the full specification of approved Lexus Accessory products.

LEXUS SERVICE

For us, caring for your Lexus is the equivalent of caring for you, our customer. Each member of the Lexus team, from the designers to the sales people, from the engineers to the service technicians, has contributed his or her skills and dedication to ensure that you experience the highest levels of care. This extends to every aspect of our service. Wherever possible we will provide a replacement car while yours is being maintained and we aim to ensure that any time you spend with us in the Lexus Lounge is relaxing and enjoyable. Read a paper, watch television, or even work on your laptop. Excellence of service is more than just a goal, it's a passion for all of us. And, through our LexusCare® programme, that passion endures long after your car has left the showroom.

LEXUS FINANCIAL SERVICES

Lexus Financial Services offers both private and business customers a wide range of finance plans. From the affordability of our Hire Purchase and Contract Purchase plans, through to the competitiveness of our Contract Hire and Leasing packages, Lexus Financial Services has a product

you can tailor to your individual requirements. Simply visit your local Lexus Centre to discover and discuss the most suitable package. To help maximise your enjoyment of your new car we also offer a comprehensive choice of insurance plans to protect you and your investment.

Please visit www.Lexus.co.uk/Financial_Services for detailed information on our products.

Lexus Financial Services is a trading name of Toyota Financial Services (UK) PLC. Toyota Financial Services (UK) PLC is authorised and regulated by the Financial Services Authority.

WORLD-LEADING QUALITY

Since its launch Lexus has been in the vanguard of what is achievable in the luxury automobile category. Our list of awards and quality records are proof of this achievement:

- Lexus won the Gold Award in the 2007 J.D. Power and Associates UK Customer Satisfaction Study for the seventh successive year, improving its results in all four categories - Quality and Reliability, Vehicle Appeal, Service Satisfaction and Ownership Costs.
- The LS 600h won Best Luxury Car and Chauffeur Car Of the Year at the 2008 Fleetworld Honours
- Lexus was judged the Best Car to Sell in the latest annual Sewells Dealer Attitude Survey, finishing top in 13 out of 15 categories.
- Lexus won the Automotive Management Carmaker of the Year award in 2006 for the third consecutive year.
- Lexus was voted Best Manufacturer in the 2007 Auto Express Car Reliability and Satisfaction survey for the sixth consecutive year.

INTERIOR COLOURS

Achieving balance in the LS Series is important. For this reason, we have taken great care to offer a selection of interior upholstery combinations that is as distinctive as it is tasteful.

The standard leather and wood combinations for the LS Series are as follows.

INTERIOR COMBINATIONS (All LS models)

| Leather colour | Wood inlay | Dashboard (Upper / Lower) |
|-----------------|----------------------------|---------------------------|
| A. Ivory | Medium brown walnut | Black / Ivory |
| B. Black | Medium brown walnut | Black / Black |
| C. Grey | Dark grey bird's eye maple | Black / Grey |
| D. Mellow white | Dark brown ash burl | Black / Mellow white |

EXCLUSIVE COMBINATIONS (LS 600h and LS 600h L)

| Leather colour | Wood inlay | Dashboard (Upper / Lower) |
|-----------------|----------------------------|---------------------------|
| E. Grey | Dark grey bird's eye maple | Black / Black |
| F. Mellow white | Dark brown ash burl | Black / Black |

Please visit your local Lexus Centre to view swatches of interior materials.

| LS 460 | | | 077 | 1F2 | 1G5 | 1G0 | 212 | 3R7 | 4T1 | 4T5 | 6V0 | 8U0 |
|-------------|------|-----------------------------------|--------------|-----------------|------------------|----------------|--------------|-----------|---------------|-------|--------------|--------------|
| | | | Arctic Pearl | Palladio Silver | Byzantine Silver | Cadoxton Slate | Velvet Black | Siena Red | Namibian Gold | Sable | Tuscan Olive | Windsor Blue |
| Standard | LA00 | Ivory Leather | ✓ | ✓ | ✓ | ✓ | ✓ | ✓ | ✓ | ✓ | ✓ | ✓ |
| | LA01 | Mellow White Leather | ✓ | ✓ | ✓ | ✓ | ✓ | ✓ | ✓ | ✓ | ✓ | ✓ |
| | LA10 | Grey Leather | ✓ | ✓ | ✓ | ✓ | ✓ | ✓ | ✓ | ✓ | ✓ | ✓ |
| | LA20 | Black Leather | ✓ | ✓ | ✓ | ✓ | ✓ | ✓ | ✓ | ✓ | ✓ | ✓ |
| SE and SE-L | LB00 | Ivory Semi-Aniline Leather | ✓ | ✓ | ✓ | ✓ | ✓ | ✓ | ✓ | ✓ | ✓ | ✓ |
| | LB01 | Mellow White Semi-Aniline Leather | ✓ | ✓ | ✓ | ✓ | ✓ | ✓ | ✓ | ✓ | ✓ | ✓ |
| | LB10 | Grey Semi-Aniline Leather | ✓ | ✓ | ✓ | ✓ | ✓ | ✓ | ✓ | ✓ | ✓ | ✓ |
| | LB20 | Black Semi-Aniline Leather | ✓ | ✓ | ✓ | ✓ | ✓ | ✓ | ✓ | ✓ | ✓ | ✓ |

| LS 600h | | | 077 | 1F2 | 1G5 | 1G0 | 212 | 214 | 3R7 | 4T1 | 4T5 | 6V0 | 8U0 |
|---------|---|--|--------------|-----------------|------------------|----------------|--------------|----------------|-----------|---------------|-------|--------------|--------------|
| | | | Arctic Pearl | Palladio Silver | Byzantine Silver | Cadoxton Slate | Velvet Black | Obsidian Black | Siena Red | Namibian Gold | Sable | Tuscan Olive | Windsor Blue |
| LB00 | Ivory Semi-Aniline Leather | | ✓ | ✓ | ✓ | ✓ | ✓ | ✓ | ✓ | ✓ | ✓ | ✓ | ✓ |
| LB01 | Mellow White Semi-Aniline Leather | | ✓ | ✓ | ✓ | ✓ | ✓ | ✓ | ✓ | ✓ | ✓ | ✓ | ✓ |
| LB05 | Mellow White Semi-Aniline Leather/Extended Black instrument panel | | ✓ | ✓ | ✓ | ✓ | ✓ | ✓ | ✓ | ✓ | ✓ | ✓ | ✓ |
| LB10 | Grey Semi-Aniline Leather | | ✓ | ✓ | ✓ | ✓ | ✓ | ✓ | ✓ | ✓ | ✓ | ✓ | ✓ |
| LB12 | Grey Semi-Aniline Leather/Black Trim | | ✓ | ✓ | ✓ | ✓ | ✓ | ✓ | ✓ | ✓ | ✓ | ✓ | ✓ |
| LB20 | Black Semi-Aniline Leather | | ✓ | ✓ | ✓ | ✓ | ✓ | ✓ | ✓ | ✓ | ✓ | ✓ | ✓ |



EXTERIOR COLOURS

There are 11 exterior colour choices with the LS 600h and 10 with the LS 460. Each has been carefully designed to appeal to the individuality of each owner and we have developed a high-integrity finish to perfectly complement the vehicle's visual appeal.

Please visit your local Lexus Centre to view colour swatches.

Arctic Pearl (077)



Velvet Black* (212)



Windsor Blue (8u 0)



Byzantine Silver (1G5)



Obsidian Black** (214)



Sable (4T5)



Palladio Silver (1F2)



Siena Red (3R7)



Tuscan Olive (6V0)



Cadoxton Slate (1G0)



Namibian Gold (4T1)



* Non-metallic colour

** Only available for the LS 600h and LS 600h L

Please note: Due to printing variances, actual paintwork colours may vary slightly from those illustrated. All exterior colours are illustrated using an LS 460. These images are intended to illustrate paintwork colours only and not availability by model. Although Dark Opal is shown on an LS 460, it is only available to order on an LS 600h or LS 600h L.